

PRISONER  
TRANSPORT  
VEHICLES

*Turtle Top offers Prisoner  
Transport Vehicles for up  
to 36 prisoners.*

*Turtle Top's sales and  
engineering teams will  
work with you to design  
a Prisoner Transport  
Vehicle that meets your  
requirements and budget.*



Freightliner FM2 Chassis

SPECIFICATIONS  
(13 PASSENGERS)

Exterior Height	9' 2"
Exterior Width	8' 3/4"
Interior Height	6' 3"
Interior Width	6' 7"
Side Door	
Height	6' 6"
Width	28"
Ground to First Step	10"
Rear Door	
Height	6'
Width	31"
Ground to First Step	8"



67819 State Road 15  
New Paris, IN 46553



*Prisoner  
Transportation  
Vehicles*



*13 Passengers plus  
Driver/Co-pilot*

*Manufacturer of Innovative  
Transportation Since 1962*

800 296.2105 [turtletop.com](http://turtletop.com)

## Prisoner Transportation Vehicles

## Features

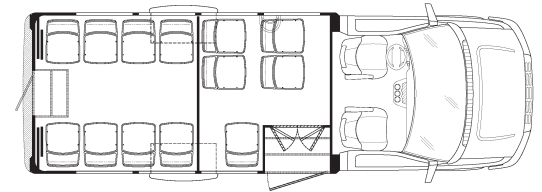
## Floor Plans—13 Passengers

### BODY SPECIFICATIONS

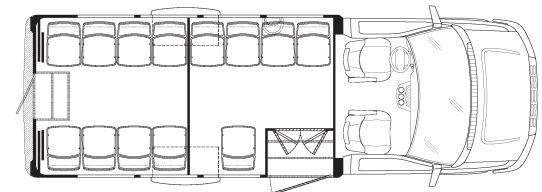
- Welded tubular steel roll cage
- Welded “G” shape cross members and plates (floor)
- Steel wheel wells
- All steel primed with rust inhibitor
- Fiberglass front and rear cowls and skirts
- Composite side, roof and exterior wall panels
- 1” Polystyrene foam board insulation
- LED running and clearance lights
- LED interior lighting
- 5/8” AdvanTech subfloor
- Underbody foam sealed and undercoated
- Rubber floor
- White fiberglass reinforced ceiling and side-wall panels
- Driver and co-pilot high-back reclining captain’s seats with arms
- Back-up Alarm



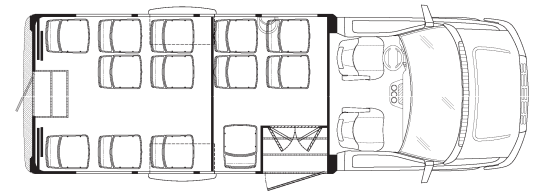
- Built on high-quality Ford E350 DRW Econoline, Chevrolet Express and GMC Savana 3500-Series DRW chassis
- Two passenger compartments with solid 9-gauge expanded metal walls
- Side and rear entrances
- Secure transportation for up to 13 passengers
- Custom graphics available
- Choice of seating styles— injection molded reinforced ABS plastic seats or vinyl upholstered seats
- Adjustable seating
- Camera and recording system available
- Other options available on request



Front Cell - 4 Forward-facing and 1 Aisle-facing  
Rear Cell - 8 Aisle-facing



Front Cell - 5 Aisle-facing  
Rear Cell - 8 Aisle-facing



Front Cell - 4 Forward-facing & 1 Aisle-facing  
Rear Cell - 8 Forward-facing

### PTV PACKAGE

- Side and Rear door entrances
- Enclosed entrance steps with easy entrance and exit
- 9-ga expanded metal security walls
- 9-ga expanded metal side and rear security doors
- 9-ga expanded metal security caging over windows and lights
- Freedman CitiSeat reinforced plastic seats
- Floor drain
- FRP textured sidewalls and ceiling
- Rear Heat
- Rear Air



67819 State Road 15  
New Paris, IN 46553

Phone: 800-296-2105

Fax: 574-831-4349

E-mail: [ttsp@turtletop.com](mailto:ttsp@turtletop.com)