

Krystal[®] Limousine Coach

Engineered Quality




Limousine Coach

Krystal Enterprises. The company's very name reflects engineered excellence. Krystal is committed to living up to its reputation as the producer of specialty vehicles unequaled in the transportation industry. With an automotive approach to manufacturing, Krystal produces a finished product with clean style and automotive appearance.

Krystal Enterprises' reputation as a leading innovator and producer of high-quality stretch limousines continues to reflect on our factory built limousine coaches. Available in four sizes, with passenger capacities ranging from fourteen to twenty-eight, the Krystal LS Limousine Coach is the perfect solution to accommodate larger groups. Originally offered as a limited edition interior, the Krystal LS features redesigned sofa style seating, revamped bars and glassware storage, state-of-the-art audio, video, and lighting equipment, and a power privacy division.

By dedicating itself to producing the world's finest limousine coach product, Krystal remains clearly ahead of the competition.



Krystal[®] Limousine Coach

Standard

KK28LS - Ford E-450 Super Duty Cutaway Chassis
 KK33LS - Ford F-550 Super Duty Cab & Chassis
 KK35LS & KK38LS - International Cab & Chassis
 Engine - KK28LS & KK33LS - Ford 6.8 Liter Fuel Injected Gas V-10
 Engine - KK35LS - MaxxForce DT, 6 Cyl. Diesel - 230 HP
 Engine - KK38LS - MaxxForce DT, 6 Cyl. Diesel - 245 HP
 Transmission - International - Allison 5 Speed Automatic
 Transmission - KK28LS & KK33LS - Ford Electronic
 Four Wheel Anti-Lock Disc Brakes
 KK38LS - Full Air Brake System
 International Air Ride Suspension - KK35LS and KK38LS
 Fuel Tank - KK28LS - 55 Gallons
 Fuel Tank - KK33LS Gas - 40 Gallons
 Fuel Tank - KK33LS Diesel - 68 Gallons
 Fuel Tank - International - 65 Gallon
 Alternator - KK28LS - 225 Amp
 Alternator - KK33LS - Dual Heavy Duty
 Alternator - International - 320 Amp
 Heavy Duty Batteries
 Automatic Idle Controller
 Power Mirrors, Windows, Door Locks
 Cruise Control & Tilt Steering Wheel
 Engine & Transmission Oil Coolers
 Drive Shaft Guards
 Stainless Steel Wheel Inserts
 Air Ride Drivers Seat on International
 15" Flat Screen TV in Front Bulkhead
 4 Stainless Steel Champagne Buckets
 3/4" Sturdi-Wood Floor
 30,000 BTU Floor Heater
 4 Bars with Glassware
 68,000 BTU A/C System with Dual Compressors
 Cab Running Boards
 Color Keyed Ceiling Valance with Halo Lighting
 Color Keyed Leather Touch Interior Trim
 Fiberoptic Lighting
 Full Body Undercoating
 KK35LS & KK38LS - Frameless Tour Windows
 Leatherette Double Stuffed Couches
 Level 1 Sound with 4, 5.25" Speakers, Sub Woofer
 Limo Carpet with Overlay Mat
 Mirror on Rear Wall
 Multiple Ice Bins
 Rear Luggage Compartment with Rear Step
 Sedan Style Passenger Entry Door
 Single CD/DVD Player
 Tour Windows w/80% Tint - w/UV Protection - KK28LS & KK33LS
 Trash Receptacles

Options

28LS	33LS	35LS	38LS	
<input type="checkbox"/>	<input type="checkbox"/>	<input type="checkbox"/>	<input type="checkbox"/>	40" LCD flat screen TV on rear bulkhead
N/A	<input type="checkbox"/>	N/A	N/A	6.7 liter power stroke diesel engine
<input type="checkbox"/>	<input type="checkbox"/>	<input type="checkbox"/>	<input type="checkbox"/>	Additional 40,000 BTU A/C System
N/A	N/A	<input type="checkbox"/>	<input type="checkbox"/>	Air Ride Co-Pilot Seat
<input type="checkbox"/>	<input type="checkbox"/>	STD	STD	Air-ride suspension system
<input type="checkbox"/>	<input type="checkbox"/>	<input type="checkbox"/>	<input type="checkbox"/>	Aluminum Wheels
<input type="checkbox"/>	<input type="checkbox"/>	<input type="checkbox"/>	<input type="checkbox"/>	Back Up Camera
<input type="checkbox"/>	<input type="checkbox"/>	<input type="checkbox"/>	<input type="checkbox"/>	Color Change
<input type="checkbox"/>	<input type="checkbox"/>	<input type="checkbox"/>	<input type="checkbox"/>	Graphic Packages
<input type="checkbox"/>	<input type="checkbox"/>	<input type="checkbox"/>	<input type="checkbox"/>	Heated steps
<input type="checkbox"/>	<input type="checkbox"/>	<input type="checkbox"/>	<input type="checkbox"/>	I-Pod Docking Station
<input type="checkbox"/>	<input type="checkbox"/>	<input type="checkbox"/>	<input type="checkbox"/>	Lavatory
<input type="checkbox"/>	<input type="checkbox"/>	<input type="checkbox"/>	<input type="checkbox"/>	LED Lighting
<input type="checkbox"/>	<input type="checkbox"/>	N/A	N/A	Mor/Ryde Suspension
<input type="checkbox"/>	<input type="checkbox"/>	<input type="checkbox"/>	<input type="checkbox"/>	Page System
<input type="checkbox"/>	<input type="checkbox"/>	<input type="checkbox"/>	<input type="checkbox"/>	Power Divider Front Bulkhead
<input type="checkbox"/>	<input type="checkbox"/>	<input type="checkbox"/>	<input type="checkbox"/>	Walk Thru Front Bulkhead with Curtain
<input type="checkbox"/>	<input type="checkbox"/>	<input type="checkbox"/>	<input type="checkbox"/>	Satellite
<input type="checkbox"/>	<input type="checkbox"/>	<input type="checkbox"/>	<input type="checkbox"/>	Stainless Steel Ceiling with Fiberoptic Lighting
<input type="checkbox"/>	<input type="checkbox"/>	<input type="checkbox"/>	<input type="checkbox"/>	State DOT Packages
<input type="checkbox"/>	<input type="checkbox"/>	<input type="checkbox"/>	<input type="checkbox"/>	Surround Sound with Touch Screen Controls
N/A	N/A	<input type="checkbox"/>	STD	Under Vehicle Storage Bin (1)
<input type="checkbox"/>	<input type="checkbox"/>	<input type="checkbox"/>	<input type="checkbox"/>	Window Shades
<input type="checkbox"/>	<input type="checkbox"/>	<input type="checkbox"/>	<input type="checkbox"/>	XM Radio

Dimensions

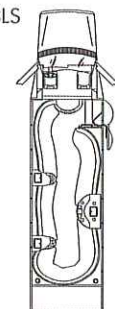
	28LS	33LS	35LS	38LS
Length:	28'3"	33'	35'	38'
Width:	96"	96"	102"	102"
Exterior height:	9'4"	10'5"	10'6"	11' 5"
Ceiling Height:	76"	76"	76"	76"
Curb weight (lbs): ...	10,700	15,700	21,600	22,500

Pictures in this brochure are shown with optional equipment. Due to ongoing product excellence, Krystal Enterprises reserves the right to change standard and optional equipment without notice or obligation.

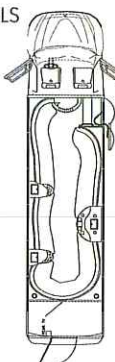
28LS



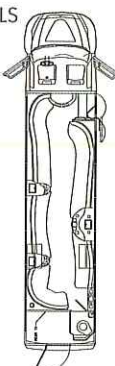
33LS



35LS



38LS



Krystal Enterprises, Inc.
1-800-KRYSTAL

2701 East Imperial Highway, Brea, CA 92821
www.krystal.cc • mailbox@krystal.cc

