

XHF

EIDorado 
 National - California
 Thor Industries Commercial Bus Division

29', 33' and 35' Heavy-Duty Bus

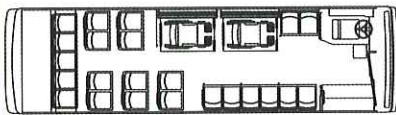


Standard-Floor Transit Bus Designed for the Long Haul

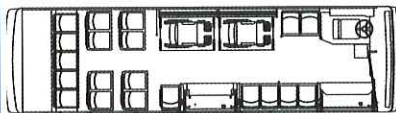
For applications that require a high capacity, heavy-duty bus at a reasonable price, the XHF is the answer. With a GVWR up to 35,000 lbs., the XHF can handle what your routes can dish out. Standard four-bag-per-axle air-ride suspension, dual-frame rails and a transit proven body design assure long-term durability. As you would expect, the XHF is FTA-Altoona tested for 12 years/500,000 miles, the longest life cycle available. The XHF was designed specifically for harsh transit and high-capacity shuttle applications. It features

42" clear opening front and/or center entry doors as standard. The availability of ADA-compliant in-step wheelchair lifts at either door, a multitude of floorplans, lengths and alternative fuels, give the XHF unmatched flexibility. The XHF continues the legendary EIDorado National quality tradition: both chassis and body are produced in our ISO 9001:2000 certified California manufacturing facility. XHF — designed and purpose-built for the long haul!

29' MODEL



23-Passenger w/Two Wheelchairs
or 29 Passengers

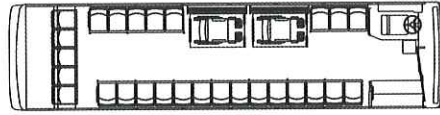


20-Passenger w/Two Wheelchairs
or 26 Passengers

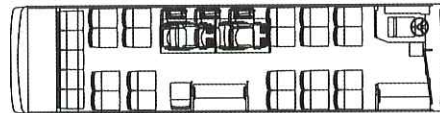


18-Passenger w/Two Wheelchairs
or 24 Passengers

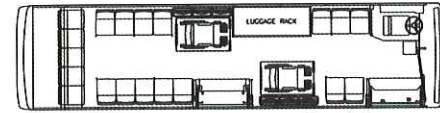
33' MODEL



27-Passenger w/Two Wheelchairs
or 33 Passengers

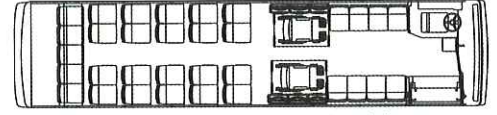


26-Passenger w/Two Wheelchairs
or 32 Passengers

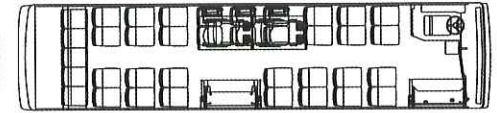


19-Passenger w/Two Wheelchairs
or 25 Passengers 72" Luggage Rack

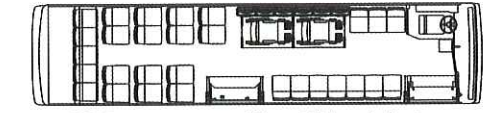
35' MODEL



33-Passenger w/Two Wheelchairs
or 39 Passengers



31-Passenger w/Two Wheelchairs
or 37 Passengers



29-Passenger w/Two Wheelchairs
or 35 Passengers

	<i>XHF 29'</i>	<i>XHF 33'</i>	<i>XHF 35'</i>
GVWR	31,280 to 35,000 lbs.	32,820 to 35,000 lbs.	32,820 to 35,000 lbs.
Body Length	29' 10"	33' 5.5"	35' 11.5"
Body Width	96"	96"	96"
Body Height	118" (134" w/CNG)	118" (134" w/CNG)	118" (134" w/CNG)
Interior Height	80.5"	80.5"	80.5"
Wheelbase	139"	178"	208"
Approach Angle	10°	10°	10°
Breakover Angle	23°	18°	15°
Departure Angle	10°	9°	9°
Step Height – Front Door		14.5" (11.5" kneeled)	
Step Height – Center Door		14.5" (11.5" kneeled)	
Wheelchair Lift Locations		Front or center door	
Available Engines		Cummins - diesel, CNG, LNG, LPG John Deere – CNG, LNG	
Available Transmissions		Allison B300, B300R, B400, B400R	
Fuel Tank Capacity		100 gallons (diesel)	
Passenger HVAC		Roof or rear mounted	
Driver's HVAC		Dash mounted	
Front Axle		ArvinMeritor – solid beam	
Rear Axle		ArvinMeritor - conventional	
Brakes		S-cam drum w/automatic slack adjusters	
Tires		255/70R 22.5 or 275/70R 22.5	
Front Door		38.5" to 42" clear opening	
Rear Door		38.5" to 42" clear opening	
Seating	Up to 29 passengers	Up to 34 passengers	Up to 39 passengers
Electrical System		I/O Controls multiplex or relay logic wiring	
Suspension		Front and rear – four-bag per axle air-ride	

Popular Optional Equipment

(NOTE: This is only a partial listing of optional equipment. For more complete information, contact your EIDorado National representative.)

HVAC

- Thermo King and Carrier passenger compartment heating and air conditioning systems
- Convector baseboard heating system
- Auxiliary coolant heating systems

Seating

- Perimeter, forward-facing and combination-seated floorplans
- Complete range of padded and vandal-resistant transit seating
- Broad line of air and mechanical-suspension driver's seats

Windows and Doors

- Tip-in transom, T-sliding transom and full-height sliding passenger windows
- Vandal-resistant barriers and tinting on passenger windows
- Transit-type slide-glide entry doors
- Center-door interlock and sensitive door edges

Paratransit

- Able to provide handicapped accessibility and meet all applicable ADA requirements
- Front or center-door in-step wheelchair lifts

- Dedicated wheelchair-lift door with platform lift
- All support equipment such as wheelchair tie-down securements, flip seats, assist handrails, stop-request systems, etc. are available

Comfort, Appearance, & Safety

- Full range of front, side and rear electronic destination signs
- Integrated voice announcement and digital surveillance systems
- AVL/GPS systems
- Aluminum wheels
- Fire-suppression and/or methane-detection systems
- First-aid kit, fire extinguisher, roadside flares/reflectors
- RCA rubber or Altro Transflor flooring
- Full range of attractive paint schemes and custom lettering
- Motorized and heated exterior mirrors
- LED exterior lighting package
- Sportworks front mounted bike rack

At EIDorado National, we constantly improve our product; as a result all specifications and dimensions are subject to change without notice.



EIDorado 
National - California
Thor Industries Commercial Bus Division

9670 Galena Street • Riverside, CA 92509 • (909) 591-9557

