

# E-Z Rider II

EIDorado National - California  
Thor Industries Commercial Bus Division

30' and 35' Low Floor Bus

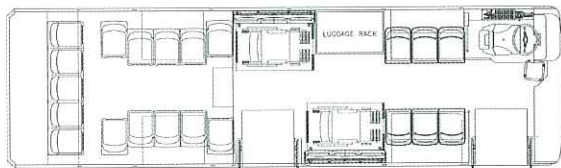


## Ultimate Flexibility / Superior Durability

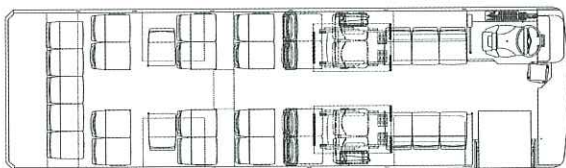
Different transportation applications require different solutions. The E-Z Rider II, with the flexibility of available front and/or center doors and ADA-compliant wheelchair ramps, offers passenger boarding flexibility available on no other low-floor bus. Does the route require clean fuel technology? The answer is E-Z. The E-Z Rider II is available with transit-tested diesel, propane (LPG), liquefied (LNG) and compressed (CNG) natural gas fuel systems.

Tired of trying to run a lightweight bus in a heavyweight duty cycle? With heavy-duty ArvinMeritor axles, large S-cam air brakes, and a transit-proven and crash-tested, monocoque safety cage, the E-Z Rider II is designed and built to take real-world punishment year after year. Designed and manufactured in the United States, the E-Z Rider II is the low floor solution.

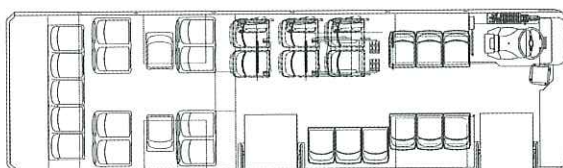
30' MODEL



21 Passenger w/2 Wheelchairs or 27 Passenger

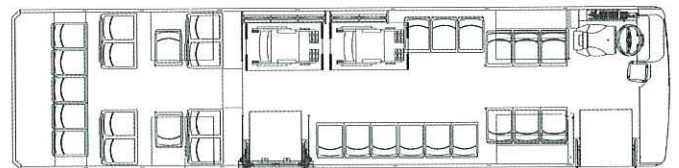


25 Passenger w/2 Wheelchairs or 33 Passenger

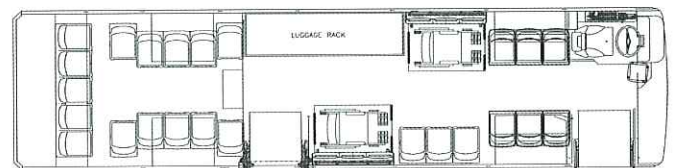


24 Passenger w/2 Wheelchairs or 30 Passenger

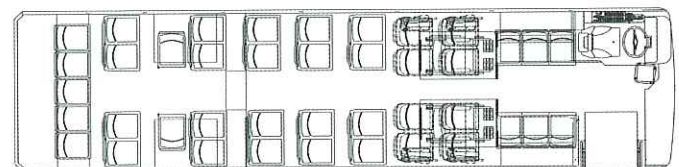
35' MODEL



30 Passenger w/2 Wheelchairs or 35 Passenger



24 Passenger w/2 Wheelchairs or 30 Passenger



33 Passenger w/2 Wheelchairs or 41 Passenger

*E-Z Rider II 30'*

*E-Z Rider II 35'*

GVWR	31,280 lbs.	32,820
Body Length	30'4.5"	35'4.5"
Body Width	102"	102"
Body Height	120", (126" w/roof HVAC), (136" w/CNG)	120", (126" w/roof HVAC), (136" w/CNG)
Interior Height	95" over front axle, 78.25" over rear axle	95" over front axle, 78.25" over rear axle
Wheelbase	160"	220"
Approach Angle	10°	10°
Breakover Angle	14°	10°
Departure Angle	9°	9°
Step Height - Front Door	13.88" (with 255/70R 22.5 tires)	14.38"
Step Height - Center Door	13.88" (with 255/70R 22.5 tires)	14.38"
Wheelchair Ramp Locations	Front and/or center doors	Front and/or center doors
Available Engines	Cummins - diesel, CNG, LNG, LPG John Deere - CNG, LNG	Cummins - diesel, CNG, LNG, LPG John Deere - CNG, LNG
Available Transmissions	Allison B300, B300R, B400, B400R	Allison B300, B300R, B400, B400R
Fuel Tank Capacity	80 Gallons	80 Gallons
Passenger HVAC	Roof or rear mounted	Roof or rear mounted
Driver's HVAC	Dash mounted	Dash Mounted
Front Axle	ArvinMeritor	ArvinMeritor
Rear Axle	ArvinMeritor	ArvinMeritor
Brakes	S-cam drum w/automatic slack adjusters	S-cam drum w/automatic slack adjusters
Tires	255/70R 22.5 or 275/70R 22.5	275/70R 22.5
Front Door	Air Slide Glide	Air Slide Glide
Rear Door	Air Slide Glide	Air Slide Glide
Seating	Up to 29 passengers	Up to 36 passengers
Electrical System	I/O Controls multiplex or relay logic wiring	I/O Controls multiplex or relay logic wiring
Suspension	Air - 2 bag per axle; trailing arm taper leaf	Air - 2 bag per axle; trailing arm taper leaf

## Popular Optional Equipment

(Note: This is only a partial listing of optional equipment. For more complete information, contact your Eldorado National representative.)

**HVAC**

- Thermo King and Carrier passenger compartment heating and air conditioning systems
- Convector base board heating system
- Auxiliary coolant heating systems

**Seating**

- Perimeter, forward facing and combination seated floorplans
- Complete range of padded and vandal resistant transit seating
- Broad line of air and mechanical suspension driver's seats

**Windows and Doors**

- Tip-in transom, T-sliding transom and full height sliding passenger windows
- Vandal resistant barriers and tinting on passenger windows
- Center door interlock and sensitive door edges

**Paratransit**

- Able to provide handicapped accessibility and meet all applicable ADA requirements
- Front and/or center door power or manual wheelchair ramps; Ricon, Lift-U or ENC foldover style
- All support equipment such as wheelchair tie-down securements, flip seats, assist handrails, stop request systems, etc. are available

**Comfort, Appearance, & Safety**

- Full range of front, side and rear electronic destination signs
- Integrated voice announcement and digital surveillance systems
- AVL/GPS systems
- Aluminum wheels
- Fire suppression and/or methane detection systems
- First aid kit, fire extinguisher, roadside flares/reflectors
- RCA rubber of Altro Transflor flooring
- Full range of attractive paint schemes and custom lettering
- Motorized and heated exterior mirrors
- LED exterior lights
- Removable lower skirts
- Sportworks front mounted bike rack

At Eldorado National, we constantly improve our product; as a result all specifications and dimensions are subject to change without notice.



9670 Galena Street • Riverside, CA 92509 • (909) 591-9557

